

STATEMENT OF APPROPRIATIONS, ALLOTMENTS, OBLIGATIONS, DISBURSEMENTS AND BALANCES

As of the Quarter Ending December 31, 2017

Department: State Universities and Colleges (SUCs)

Agency: Negros Oriental State University

Operating Unit: N/A

Organization Code (UACS): 080720000000

Fund Cluster: 01 - Regular Agency Fund


Authorization: 02 - Continuing Appropriations

Report Status: SUBMITTED


Table with columns: Particulars, UACS CODE, Appropriation, Allotments, Current Year Obligations, Current Year Disbursements, Balances. It contains detailed financial data for various university services and projects.

Particulars	UACS CODE	Appropriation			Allotments				Current Year Obligations					Current Year Disbursements					Balances				
		Authorized Appropriation	Adjustments (To)/From, Realignment	Adjusted Appropriations	Allotments Received	Adjustments (Withdrawal, Realignment)	Transfer To	Transfer From	Adjusted Total Allotments	1st Quarter Ending March 31	2nd Quarter Ending June 30	3rd Quarter Ending Sept. 30	4th Quarter Ending Dec. 31	Total	1st Quarter Ending March 31	2nd Quarter Ending June 30	3rd Quarter Ending Sept. 30	4th Quarter Ending Dec. 31	Total	Unreleased Appropriations	Unobligated Allotment	Unpaid Obligations (15-20) = (23+24)	
1	2	3	4	5	6	7	8	9	10	11	12	13	14	15	16	17	18	19	20	21	22	23	24
NORSU Pamplona Campus - A Two-Year Project	264004080300001	371,530.24		371,530.24	371,530.24				371,530.24				335,446.72	335,446.72							36,083.52		335,446.72
CO		371,530.24		371,530.24	371,530.24				371,530.24				335,446.72	335,446.72							36,083.52		335,446.72
Acquisition of Various Equipment	103004080300002	1,000,000.00		1,000,000.00	1,000,000.00				1,000,000.00				850,045.80	850,045.80							149,954.20		850,045.80
CO		1,000,000.00		1,000,000.00	1,000,000.00				1,000,000.00				850,045.80	850,045.80							149,954.20		850,045.80
Sub-Total, Agency-Specific		68,333,755.48		68,333,755.48	68,333,755.48				68,333,755.48	2,896,845.01	1,772,435.62	41,646,896.90	19,717,811.33	66,033,988.86	2,866,845.01	1,772,435.62	14,916,351.22	7,870,656.36	27,426,288.21		2,299,766.62	1,891,515.22	36,716,185.43
PS									23,418,034.09	2,896,845.01	1,772,435.62	10,461,471.41	6,336,187.46	21,466,939.50	2,866,845.01	1,772,435.62	10,238,537.39	3,971,362.51	18,849,180.53		1,951,094.59	1,891,515.22	726,243.75
MOOE		23,418,034.09		23,418,034.09	23,418,034.09				23,418,034.09	2,896,845.01	1,772,435.62	10,461,471.41	6,336,187.46	21,466,939.50	2,866,845.01	1,772,435.62	10,238,537.39	3,971,362.51	18,849,180.53		1,951,094.59	1,891,515.22	726,243.75
Fin Ex									44,915,721.39			31,185,425.49	13,381,623.87	44,567,049.36			4,677,813.83	3,899,293.85	8,577,107.68		348,672.03		35,989,941.68
CO		44,915,721.39		44,915,721.39	44,915,721.39				44,915,721.39			31,185,425.49	13,381,623.87	44,567,049.36			4,677,813.83	3,899,293.85	8,577,107.68		348,672.03		35,989,941.68
II Automatic Appropriations																							
Sub-Total, Automatic Appropriations																							
PS																							
MOOE																							
Fin Ex																							
CO																							
III Special Purpose Fund																							
Sub-Total, SPF																							
PS																							
MOOE																							
Fin Ex																							
CO																							
GRAND TOTAL		68,333,755.48		68,333,755.48	68,333,755.48				68,333,755.48	2,896,845.01	1,772,435.62	41,646,896.90	19,717,811.33	66,033,988.86	2,866,845.01	1,772,435.62	14,916,351.22	7,870,656.36	27,426,288.21		2,299,766.62	1,891,515.22	36,716,185.43
PS									23,418,034.09	2,896,845.01	1,772,435.62	10,461,471.41	6,336,187.46	21,466,939.50	2,866,845.01	1,772,435.62	10,238,537.39	3,971,362.51	18,849,180.53		1,951,094.59	1,891,515.22	726,243.75
MOOE		23,418,034.09		23,418,034.09	23,418,034.09				23,418,034.09	2,896,845.01	1,772,435.62	10,461,471.41	6,336,187.46	21,466,939.50	2,866,845.01	1,772,435.62	10,238,537.39	3,971,362.51	18,849,180.53		1,951,094.59	1,891,515.22	726,243.75
Fin Ex									44,915,721.39			31,185,425.49	13,381,623.87	44,567,049.36			4,677,813.83	3,899,293.85	8,577,107.68		348,672.03		35,989,941.68
CO		44,915,721.39		44,915,721.39	44,915,721.39				44,915,721.39			31,185,425.49	13,381,623.87	44,567,049.36			4,677,813.83	3,899,293.85	8,577,107.68		348,672.03		35,989,941.68


Certified Correct:


 Catubig, Rene Boy
 Budget Officer
 Date: 02/Feb/2018


Certified Correct:


 Romano, Merlyn A.
 Chief Accountant
 Date:

Recommended By:


 Yas, Noel Mayon E.
 Director, FMS
 Date: 02/Feb/2018

Approved By:


 Limson, Joel Patnubay
 Agency Head/Department
 Date: 02/Feb/2018